

Bundled Solution for MRD Clonality Testing

Product Use

Minimal Residual Disease (MRD) is increasingly recognized as a potential biomarker surrogate endpoint for a number of hematologic malignancy studies. Innovative Next-Generation Sequencing (NGS) Assays, DNA controls and software are necessary to enable longitudinal MRD tracking.

The Invivoscribe Bundled MRD Solution provides two types of RUO DNA controls for laboratories to test samples with low target molecules using LymphoTrack® Assays. LymphoTrack® Low Positive Controls are used as an external quality control for each run, while LymphoQuant® Internal Controls are used as an internal control to be spiked into each sample. These RUO DNA controls are developed for use with LymphoTrack® Assays and LymphoTrack® MRD software to track clonal sequences on MiSeq®, Ion S5™ and Ion PGM™ platforms with unprecedented sensitivity and specificity.



Key Benefits

- Globally standardize MRD testing
- Objectively identify, assess and track Ig and TR gene rearrangements
- Evaluate clinical decisions based on longitudinally calibrated clonal load
- Bioinformatics software for experimental planning, longitudinal graphs and PDF reports

LymphoTrack MRD Software	Catalog# 7-500-0008	
LymphoTrack Assay	Low Positive Control	Internal Control
<i>IGHV Leader, IGH FR1/2/3, IGK</i>	LymphoTrack® B-cell Low Positive Control Catalog # 4-088-0098	LymphoQuant® B-cell Internal Control Catalog # 4-088-0118
NOW AVAILABLE! <i>TRG, TRB</i>	LymphoTrack® T-cell Low Positive Control Catalog # 4-088-0108	LymphoQuant® T-cell Internal Control Catalog # 4-088-0128

These products are for Research Use Only. Not for use in diagnostic procedures.

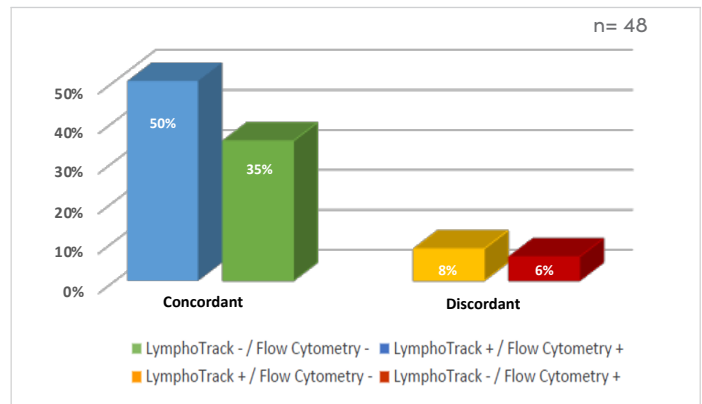
037 Rev B January 2020

Control Performance

Excellence in Linearity, Accuracy, and Limit of Detection (data not shown)

Excellent agreement between expected clonal cells and estimated clonal cell equivalents was demonstrated after spiking LymphoQuant Internal Control (LQIC) into mock MRD samples (clonal positive cell line DNA was diluted into clonal negative DNA at 10^{-2} to 10^{-5}). The LymphoTrack Assays yielded an R^2 value of 0.98 or greater for *IGHV* Leader, *IGH* FR1, FR2, FR3 and *IGK*.

High Concordance of NGS and MFC

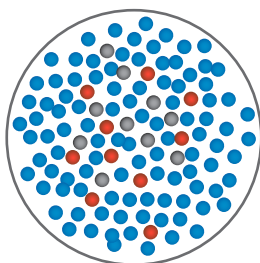


85.4% concordance (DNA Input > 700 ng) was evident between LymphoTrack *IGH* FR1 Assay - MiSeq® and multiparameter flow cytometry (MFC) despite the use of 1/10th the cell equivalents used for the MFC assessment. While no method is perfect, NGS testing is much easier to standardize and validate for regulatory submissions.

LymphoQuant Internal Controls

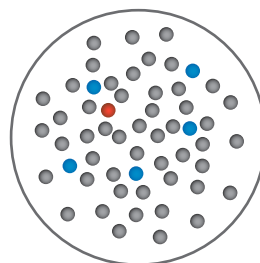
The Principle Behind an Objective, Internal Calibration

Test without Internal Control



10 clonal / 100 lymphocytes
= 10% clonality

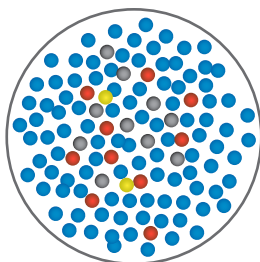
% Clones Increased



1 clonal / 5 lymphocytes
= 20% clonality

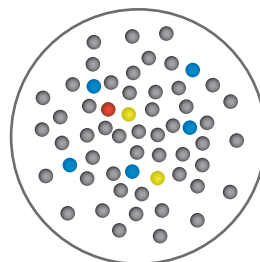
- Lymphocytes
- Clonal Cells
- Other Cells

Test with Internal Control



10 clonal cell equivalents

90% drop



1 clonal cell equivalent

- Lymphocytes
- Clonal Cells
- Other Cells
- Internal Control

© 2019 Invivoscribe®. All rights reserved. The trademarks mentioned herein are the property of Invivoscribe® and/or its affiliates, or (as to the trademarks of other used herein) their respective owners. Ion PGM™ and Ion S5™ are trademarks of Thermo Fisher Scientific®. Illumina® and MiSeq® are registered trademarks of Illumina, Inc.

These products are for Research Use Only. Not for use in diagnostic procedures.

Distributed by Abacus dx

1800 ABACUS (AUS) 0800 222 170 (NZ) | info@abacusdx.com | www.abacusdx.com

abacus dx